




SuperVac Gale Force™

4.8 Cubic Yard Parking Area Sweeper



*Sweeper shown with optional equipment

- High Corrosion & Abrasion Resistance
- Increased Water Capacity
- Extended 6'6" Dumping Height
- WhisperWheel Fan Technology
- Large Separate Cleanout Door
- Ground Level Cleanout Door Lift
- All LED Lighting
- 68 HP Tier 4 Final Engine

800.879.7933

www.schwarze.com

SuperVac Gale Force™

An Innovative Force in Parking Lot Sweeping

"It's impressive to run the sweeper at half throttle and be able to pick up most everything found on the parking lot."

77" Dump Height

- 4.8 Cubic Yard Hopper
- Ground Level Cleanout
- Door Lift & Prop Lever
- Stainless Steel Door Latches
- Separate Door for Instake Screen Cleanout

- Build in Rear Strobes
- All LED Lighting

- Backup Alarm
- Backup Camera
- Lighted Storage Toolboxes

←← Sweeps-In-Reverse

Bolt On Tubes

- Hardox Steel Fan
- Replaceable Fan Liner
- Balanced to 1.5 Grams
- Double Wire Braid Hydraulic Hoses
- EPA Tier 4 Final Engine

- Electronic Throttle Control
- Heavy Duty Rocker Switches
- Trouble Code Display

Gas or Diesel Truck



*On Standard Stainless Steel Hopper

Design contractors need to attract and retain customers.

Comfortable seating and convenient located sweeping controls.

An optional shroud with sound attenuating foam inner liner.

MUST HAVE OPTIONS

INCREASED WATER


Add up to 175 gallons of water on the Diesel chassis or up to 110 gallons of water on the Gas chassis.

GREATER DURABILITY

Choose the C12 Stainless Steel Hopper option for added durability.

EXTENDED CLEANING REACH

Add dual brooms or the Gutter Broom Extension Override (Schwarze GEOSM), great for construction cleanup.





VALUE

We are dedicated to satisfying our customers by providing the most advanced training for their specific needs. Our training programs are designed to help operators of all skill levels learn the best operating practices for their Schwarze equipment.



PERFORMANCE

There is a lot riding on creating solutions that are suited to the particular needs of different industry applications. Innovation often involves high technology, but doesn't always have to be. Some of our best ideas have been simple, based on a clear and deep understanding of our customers' working lives.



QUALITY

In a Schwarze product, end user concerns like fuel efficiency, serviceability, durability, purchase cost, service cost, etc. are all taken into account. We also consider the needs and strive for ease of use and application optimization. It should be obvious, because when it comes to cost of ownership, quality pays.



"I'm impressed by the added performance, hopper size and water capacity."



"The Gale Force delivers all the performance one expects from a Schwarze sweeper."



"This sweeper is a powerful work horse!"



"The new enhanced SuperVac Gale Force is a perfect blend of functionality."



CUSTOMER SUPPORT

Being a Schwarze customer means having a complete set of services at your fingertips. Schwarze can offer you a long-term relationship, protect your revenue and provide a full range of customer solutions, delivered by passionate people. At Schwarze, we don't see effective service and support just as an added value to your purchase, but as an integral part of it.

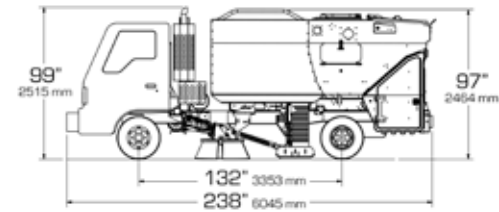
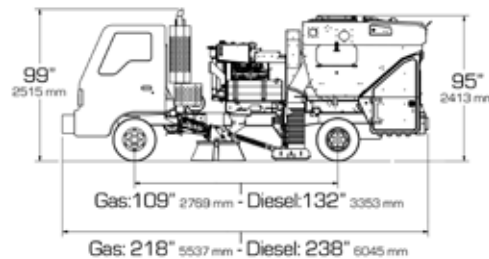


PUBLIC SAFETY

No other name speaks safety louder than Schwarze. Protecting operators, those around them, and minimizing our environmental impact are traditional values that continue to shape our product design philosophy.



SuperVac Gale Force



*TYPICAL MEASUREMENTS SHOWN, EXACT DIMENSIONS DEPENDING ON OPTIONS AND TRUCK MANUFACTURER

GENERAL SPECIFICATIONS

| | |
|----------------------------|------------------------|
| Total empty weight | 10,480 lb (4753.64 kg) |
| Overall width | 85 in (2159 mm) |
| Overall length | 238 in (6045 mm) |
| Overall height | 99 in (2515 mm) |
| Wheelbase | 132.5 in (3365 mm) |
| Turning radius | 20 ft curb to curb |
| Sweeping width (Head only) | 82 in (2083 mm) |
| Sweeping width (1 broom) | 103 in (2617 mm) |
| Sweeping width (2 brooms) | 124 in (3150 mm) |

AUXILIARY ENGINE

| | |
|-----------------|-------------------------------------|
| Make | Yanmar diesel |
| Model | 4TNV98C-NYEM |
| Horse power | 68 hp (50.4 kw) |
| Displacement | 202.5 cu in (3319 cm ³) |
| Cooling | Liquid cooled |
| Alternator | 12 volt; 55 amp |
| Safety shutdown | Three-point automatic |
| Air filter | 2 element with pre-cleaner |
| Oil filter | Full-flow spin-on |

DEBRIS HOPPER

| | |
|------------------|--|
| Construction | Stainless steel* (A36 carbon optional) |
| Dumping | Hydraulic to the rear |
| Dump door | Twin cylinder hydraulic |
| Inspection doors | 1xper side (10in x 24in) |
| Controls | In cab |
| Dumping height | 77in |
| Dump angle | 88 degrees |
| Dust separator | Centrifugal |
| Intake tube | Bolt-in AR steel |

PAINT

| | |
|-----------|-------------------------|
| Hopper | DuPont Imron Elite |
| Underbody | Textured black urethane |

DUST CONTROL SYSTEM

| | |
|-------------------|--|
| Pump | Heavy duty electric diaphragm |
| Capacity | 130 gal (Diesel chassis); 65 gal (Gas chassis) |
| Tank construction | Polyethylene |
| Filtration | Cleanable 50 mesh filter |
| Nozzles | Hopper; pickup head; side broom |
| Optional tank | 45 gal |

TOOL STORAGE

| | |
|-------------|-------------------------------------|
| Location | Two at rear of sweeper |
| Capacity | 17.25 cu ft (0.489 m ³) |
| Latches | Lockable and adjustable |
| Shovel rack | 2 x 2 inch tubes side to side |

HYDRAULIC SYSTEM

| | |
|------------|------------------------------|
| Type | Fixed-displacement gear pump |
| Capacity | 15 gal (57 L) |
| Drive | Direct mount to engine |
| Filtration | 10 micron element |
| Hoses | Rough-service double wire |

CONTROL SYSTEM

| | |
|-----------------|---|
| Location | In cab |
| Switches | Heavy-duty rocker |
| Labeling | International symbol |
| Throttle | Electronic |
| Vacuum enhancer | Electric actuator with indicator |
| Gauges | Tachometer; hour-meter; oil pressure; water temperature |

SWEeper WARRANTY

- 12 months / 1200 hours
- 60 month limited on hydraulics

PICKUP HEAD

| | |
|------------------|---------------------------------------|
| Type | Blast to suction lateral transfer |
| Suction side | Left (Driver side) |
| Suspension | 4 x adjustable springs |
| Construction | Single piece A36 steel formed channel |
| Width | 82 in (2083 mm) |
| Suction diameter | 10 in (254 mm) |
| Blast diameter | 10 in (254 mm) |
| Skids | Carbide on adjustable side plates |
| Rubber flaps | 2 x front; 1 x rear |

SIDE BROOM

| | |
|----------|-------------------------------------|
| Type | Vertical steel digger |
| Diameter | 39 in (991 mm) |
| Drive | Direct-drive hydraulic torque motor |
| Speed | Variable |
| Segments | 4 x bolt-on disposable |

FAN SYSTEM

| | |
|---------------|----------------------------------|
| Design | WhisperWheel™ |
| Diameter | 30 in (762 mm) |
| Type | Radial pressure backward incline |
| Drive | Banded belt |
| Construction | Hardox AR steel |
| Balance | Less than 1.5 grams |
| Housing liner | Bolt-in corded rubber |

CHASSIS (PRIMARY)

| | |
|--------------|---|
| Make | Isuzu |
| Model | NPR HD |
| Type | Cab-over engine (COE) |
| GVWR/GCWR | 14,500 lb / 20,500 lb (5152 kg / 9298 kg) |
| Engine | Diesel 215 hp turbo charged 4HK1-TC |
| Transmission | 6 speed automatic with double overdrive |
| Frame | 11.89 cu in section modulus |
| Tires | 215/85R-16E (10 ply) |
| Wheels | 6 hole steel disc |
| Brakes | Vacuum / hydraulic with 4 channel ABS |
| Steering | Integral hydraulic with tilt & telescopic |
| Electrical | 12 volt |
| Alternator | 140 amp |
| Batteries | Dual 750 cca |
| Exhaust | Vertical |

SAFETY EQUIPMENT

- Hopper safety props
- 4 way LED flashing lights
- Dual rear facing strobes
- Rear view camera system
- Back-up alarm
- Optional: strobes; beacons; arrow boards

Note: design and specifications subject to change without notice.

Schwarze parking lot sweepers are guaranteed to be free from defects due to faulty materials and/or workmanship for a period of 12 months, or 1200 hours. Liability is limited to replacement or repair of defective part(s) at factory or authorized dealer. The standard warranties of the chassis and auxiliary engine manufacturer shall apply.

Also Available from Schwarze Industries, Inc:



Your Schwarze Representative

Affiliates:



© Schwarze Industries 2016
1055 Jordan Road
Huntsville, AL 35811
800.879.7933
An Alamo-Group Company

